



**Empowering Connections,  
Creating a Digital Future**

# **C20Pro**

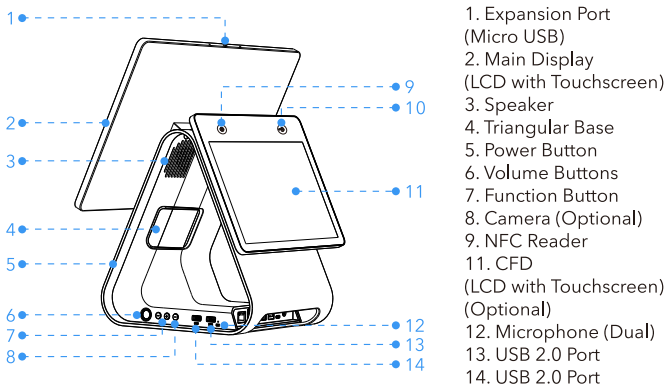
---

**QUICK START GUIDE**

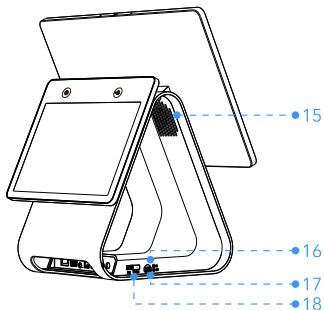


This symbol indicates an important warning.

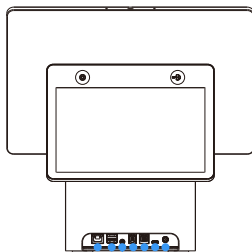
## Overview



**Note: Premium CFD Model Shown**



- 19. Ethernet Port
- 20. USB 2.0 Port\*2
- 21. Audio Jack 3.5mm
- 22. Power Supply Port
- 23. USB Type-C Port
- 24. Cash Drawer Port
- 25. RS232 Port



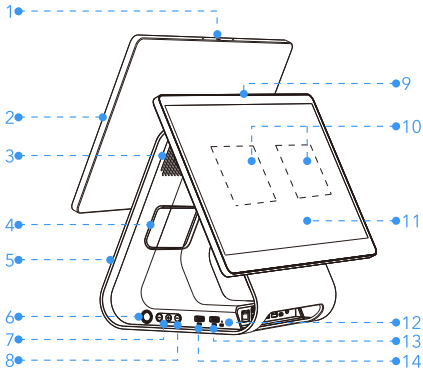
- 19. Ethernet Port
- 20. USB 2.0 Port\*2
- 21. Audio Jack 3.5mm
- 22. Power Supply Port
- 23. USB Type-C Port
- 24. Cash Drawer Port
- 25. RS232 Port

# Premium CFD Specifications

Available Sizes: 10.1", 15.6"

Distinctions for the 15.6" Variant (vs. 10.1"):

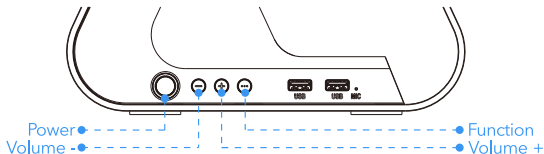
- **Camera:** Not included.
- **Expansion Port:** Added (position 9).
- **NFCReader:** Dual, located beneath display (position 10).



**Note: 15.6" Premium CFD Model Shown**

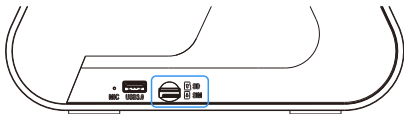
## Buttons

The buttons along the right edge of the main display on the base, from left to right, are **Power**, **Volume-**, **Volume+**, and **Function**.



## Inserting Cards

On the bottom left of the main display on the base are two slots - one each for the Micro SD card and SIM card. Insert the cards fully into their correct slots, then remove by pressing inward.



- Micro SD card: Insert with metal contacts facing down.
- SIM card: Insert with metal contacts facing up.

## Regulated Substances in the Product

Part name	Hazardous substances					
	Lead (Pb)	Mercury (Hg)	Cadmium (Cd)	Hexavalent chromium (Cr(VI))	Polybrominated biphenyls (PBB)	Polybrominated diphenyl ethers (PBDE)
Casing	○	○	○	○	○	○
Circuit board	○	○	○	○	○	○
Power Supply	×	○	○	○	○	○
Wire	○	○	○	○	○	○
Packaging materials	○	○	○	○	○	○
Lithium battery	○	○	○	○	○	○

Complies with the requirements of SJ/T 11364 standard.

○: Indicates that the content of the hazardous substance in **all** homogeneous materials of the part is **below** the limit requirements specified in GB/ T 26572.

×: Indicates that the content of the hazardous substance in **at least one** homogeneous material of the part exceeds the **limit requirements** specified in GB/ T 26572.

Notes:

1. Most components in this product utilize inherently safe, eco-friendly materials. Parts containing regulated substances cannot presently be substituted with alternative materials due to limitations in worldwide manufacturing technological capabilities.
2. Reference environmental impact data results from testing under standard operating and storage conditions specified in the product specifications, including normal parameters for humidity and temperature.

# Use Instructions

## Power Safety

- Connect terminal only to properly grounded, stable power outlets.
- Avoid circuits shared with high-power devices (photocopiers, air conditioners).
- Use only manufacturer-approved power supplies.
- Immediately discontinue use if power cord is damaged.
- During thunderstorms, disconnect power to prevent lightning damage.
- Maximum operating temperature: 40°C (104°F).

## Operating Environment

Avoid using in conditions with:

- Direct sunlight exposure
- High temperature
- High humidity
- Excessive dust
- Strong electromagnetic fields
- Severe vibration or impact

## Operation Precautions

- Power off before connecting/disconnecting any components.
- Do not hot-swap external devices or cards.
- Avoid placing heavy objects on terminal.
- Keep conductive objects (pins, wires) away from device.
- Protect from liquid exposure.
- Only authorized personnel should operate the terminal.
- Keep flammable materials (sprays, paints) away from equipment.
- Avoid placing heat sensitive objects next to the terminal. (e.g., rubber table mats).



## **Wireless Safety**

- Disable Wi-Fi where prohibited (e.g., aircraft).
- Follow local regulations for wireless device usage.

## **Audio Safety**

- Avoid prolonged exposure to high volume levels.



- Follow recommended volume settings.

## **Emergency Procedures**

Immediately power off and contact service provider if:

- Sharp or unusual noises occur.
- Liquid or foreign objects enter device.
- Unusual odors are detected.
- Warning messages appear on LCD screen.

## **Maintenance**

- Only authorized service personnel should perform repairs.
- Keep documentation for future reference.
- Regular cleaning and maintenance required.

## Disclaimer

- Every effort has been made to ensure the accuracy and completeness of the information in this quick start guide. However, errors or omissions may exist.
- Fujian LANDI Commercial Equipment Co., Ltd. holds full copyright over this guide and reserves the right to modify product software, hardware or documentation without notice.
- Product details in this guide may differ from the actual product due to updates. Refer to the physical product for authoritative information.
- Interpretation of this guide belongs solely to Fujian LANDI Commercial Equipment Co., Ltd. Unauthorized copying, distribution or use of any part is strictly prohibited without written permission.
- Fujian LANDI Commercial Equipment Co., Ltd. reserves the right to take legal action for any infringement according to law.
- Fujian LANDI Commercial Equipment Co., Ltd. shall not be held liable for damages, malfunctions, data loss or accessory loss caused by operations not complying with instructions in this guide.

# Standards

## CE Marking

LANDI C20Pro complies with the essential health, safety, and electromagnetic compatibility requirements of European Directive 2014/53/EU on Radio Equipment for:

- Protecting the health and safety of users and all other parties.
- Meeting electromagnetic compatibility protection standards.

## FCC Marking

LANDI C20Pro complies with Part 15 of the Federal Communications Commission (FCC) rules.

- The protection of the health and the safety of the user and any other person.
- The protection requirements with respect to electromagnetic compatibility.

## Environmental Compliance (WEEE, Batteries and Packaging)

LANDI C20Pro is labeled in accordance with European Directives 2012/19/EU concerning Waste Electrical and Electronic Equipment (WEEE) and 2013/56/EC concerning Batteries and Accumulators. Those provisions are requiring producers and manufacturers to become liable for take-back, treatment and recycling upon end of life of equipment and batteries.



The crossed-out wheeled bin symbol on the product or accessories indicates it is considered electronic equipment waste (WEEE) which must be properly disposed of and should not be thrown away. Spent batteries must also be collected separately for recycling.

Please contact your retailer for more details on the take-back and recycling program in place for disposing of old equipment and batteries. Participating ensures their responsible re-use and recycling, which benefits both the environment and human health.



The Green Dot symbol on the packaging confirms it complies with Directive 94/62/EC concerning packaging and packaging waste. Packaging bearing this symbol must be returned through collection schemes managed by accredited Green Dot organizations for recovery and recycling.

### **Accessibility Compliance**

LANDI C20Pro is certified under the EU Accessibility Directive (EU/2019/882) and complies with EN 301 549 requirements. It is compatible with standard Braille keyboards, available for separate purchase.

### **Visually Impaired (VI) PIN Entry Service**

This service offers multiple PIN entry methods for security and compliance.

- **General Interaction**
  - Navigation: Slide a finger across the screen to navigate; audio and tactile feedback are provided on key contact.
  - Input: Double-tap a key to enter the digit.

- **Physical VI PIN PAD Assistance**

A dedicated physical keypad overlay can be placed on the screen, mapping its hardware buttons to the screen's input zones to enable tactile entry.

### • Full-Screen Interface

The entire display acts as a simplified input area containing all necessary keys (0-9, Cancel, Confirm).

1	2	3
4	5	6
7	8	9
×	0	○

### • Paginated Interface

A three-page system for input:

- Page 1: Keys 1, 2, 3, 0, Cancel, Confirm.
- Page 2: Keys 4, 5, 6, 0, Cancel, Confirm.
- Page 3: Keys 7, 8, 9, 0, Cancel, Confirm.

1	2	3
×	0	○

This product is a non-self-service device intended for operation by staff. The transaction process is completed under the guidance of an operator. Accessibility is applicable only to the transaction phase, in compliance with EU Directive 2019/882 and standard EN 301 549. The respective parties are responsible for third-party software components, which must also meet the corresponding accessibility requirements.

# Frequency Bands and RF Output Power

LANDI C20Pro supports the following wireless specifications:

		Frequency Range	RF Output Power (ERP/EIRP/Conducted)
GSM	EGSM900	880-915 MHz	33.63 dBm
	DCS1800	1710-1785 MHz	31.41 dBm
WCDMA	B1	1920-1980 MHz	24.28 dBm
	B8	880-915 MHz	24.12 dBm
FDD-LTE	B1	1920-1980 MHz	23.15 dBm
	B3	1710-1785 MHz	23.21 dBm
	B7	2500-2570 MHz	22.20 dBm
	B8	880-915 MHz	22.41 dBm
	B20	832-862 MHz	22.34 dBm
	B28	703-748 MHz	22.60 dBm
TDD-LTE	B38	2570-2620 MHz	22.60 dBm
	B40	2300-2400 MHz	23.80 dBm
Wi-Fi	2.4G	2412-2472 MHz, 2422-2462 MHz	17.89 dBm
	5.2G	5150-5250 MHz	16.68 dBm
	5.3G	5250-5350 MHz	16.68 dBm
	5.6G	5470-5725 MHz	16.68 dBm
	5.8G	5725-5850 MHz	13.77 dBm
Bluetooth	BT	2402-2480 MHz	8.59 dBm
	BLE	2402-2480 MHz	7.92 dBm
NFC	-	13.56 MHz	-3.05 dBμA/m@3m
Satellite	GPS L1 C/A	1559-1610 MHz	-
	BDS B1I1	1559-1610 MHz	-
	GLONASS G1	1559-1610 MHz	-

## Manufacturer

<http://www.landicorp.com>

Fujian LANDI Commercial Equipment Co., Ltd.

Correspondence Address: 5th & 6th Floor, Building 3A, Area A, Software Park, No.89, Software Avenue, Gulou District, Fuzhou, Fujian, 350001, China

Registered Address: Building 17, Area A, Software Park, No.89, Software Avenue, Gulou District, Fuzhou, Fujian, 350003, China



**Empowering Connections,  
Creating a Digital Future**



**Scan to know more**



YS01000602